



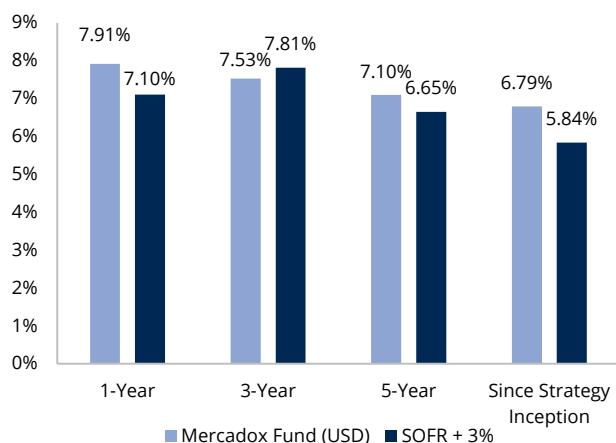
SKYBOUND CAPITAL

Skybound Capital is a globally recognised asset manager that specialises in providing comprehensive private market investment solutions, with a focus on safeguarding capital and enhancing growth. Skybound Capital holds asset management licenses in four prominent jurisdictions, namely the UK, Australia, Mauritius, and South Africa. These licenses demonstrate Skybound's commitment to operating within the highest governance and regulatory standards.

FUND OBJECTIVE

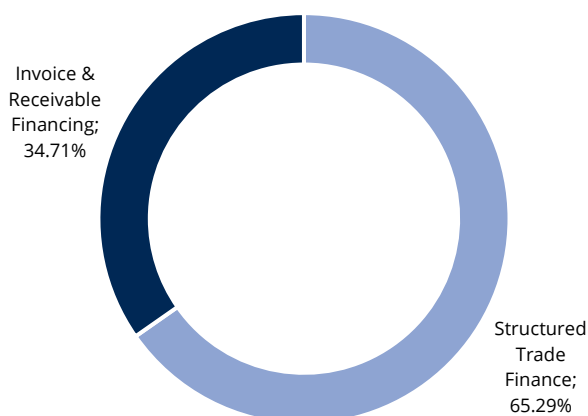
The Mercadox Fund invests predominantly in structured trade and commodity finance transactions, as well as short-term working capital funding, including purchase order, inventory and invoice financing. It combines asset classes, geographies, and industries to prioritise secure, self-liquidating transactions and deliver returns uncorrelated to traditional markets.

FUND PERFORMANCE VS SOFR + 3%



**Historical Returns from September 2019 to June 2023 are based on the actual returns of the Skybound Shariah Finance Fund.*

ASSET ALLOCATION



**Asset allocation is reported as at 31 March 2026.*

FUND INFORMATION

Fund Launch Date	1 July 2023
Fund Domicile	Mauritius
Return Objective	6-8% per annum
Portfolio Size	\$73,307,021.06
Base Currency	USD
Currency Classes	USD, GBP & EUR
Minimum Investment	\$100,000 or equivalent
Additional Investment	\$5,000 or equivalent
Pricing & Valuation	Monthly
Annual Management Fee	2%
UK Fund Reporting Status	Approved by HMRC
Investment Manager	Skybound Capital (MAU) Ltd
Fund Administrator	Apex Fund Services Ltd
Subscription Date	First business day monthly
Redemption Notice Period	Three calendar months' notice plus five business days required prior to the redemption date
Redemption Date	First business day monthly
Settlement Date	20-25 days from the redemption date

SHARE CLASS INFORMATION

Share Class	NAV Per Share	ISIN	Bloomberg Ticker
Class B (USD)	\$123.62	MU0628S00042	SKYFFUS
Class B2 (GBP) – Hedged	£115.19	MU0628S00075	SKYMXGP
Class B3 (EUR) – Hedged	€116.12	MU0628S00109	SKYMXEU

RETURN STATISTICS

	SOFR + 3%	Fund (USD)
MTD	0.54%	0.65%
YTD	2.76%	3.24%
12-Month Rolling Return	7.10%	7.91%
Annualised Return Since Strategy Inception	5.84%	6.79%
Total Return Since Strategy Inception	46.67%	55.79%



FUND RETURNS (NET OF FEES) – USD CLASS B*

	JAN	FEB	MAR	APR	MAY	JUN	JUL	AUG	SEP	OCT	NOV	DEC	TOTAL
2019									0.24%	0.31%	0.40%	0.49%	1.45%
2020	0.53%	0.55%	0.55%	0.50%	0.52%	0.49%	0.52%	0.43%	0.50%	0.51%	0.49%	0.56%	6.29%
2021	0.49%	0.43%	0.53%	0.52%	0.53%	0.48%	0.49%	0.57%	0.51%	0.50%	0.51%	0.45%	6.20%
2022	0.50%	0.54%	0.50%	0.51%	0.52%	0.53%	0.50%	0.47%	0.51%	0.49%	0.54%	0.55%	6.32%
2023	0.57%	0.52%	0.60%	0.58%	0.59%	0.58%	0.51%	0.52%	0.50%	0.56%	0.53%	0.56%	6.83%
2024	0.60%	0.56%	0.62%	0.55%	0.64%	0.56%	0.58%	0.61%	0.57%	0.58%	0.63%	0.57%	7.29%
2025	0.65%	0.65%	0.73%	0.72%	0.65%	0.63%	0.67%	0.68%	0.59%	0.62%	0.62%	0.62%	8.11%
2026	0.65%	0.60%	0.68%	0.63%	0.65%								3.24%

*Historical Returns from September 2019 to June 2023 are based on the actual returns of the Skybound Shariah Finance Fund.

FUND RETURNS (NET OF FEES) – HEDGED GBP CLASS (B2)

	JAN	FEB	MAR	APR	MAY	JUN	JUL	AUG	SEP	OCT	NOV	DEC	TOTAL
2024				0.55%	0.47%	0.49%	0.17%	0.45%	0.47%	0.83%	0.51%	0.48%	4.52%
2025	0.56%	0.58%	0.66%	0.68%	0.57%	0.56%	0.60%	0.60%	0.52%	0.54%	0.54%	0.55%	7.21%
2026	0.57%	0.53%	0.59%	0.53%	0.55%								2.80%

Share Class launch date: 1 April 2024

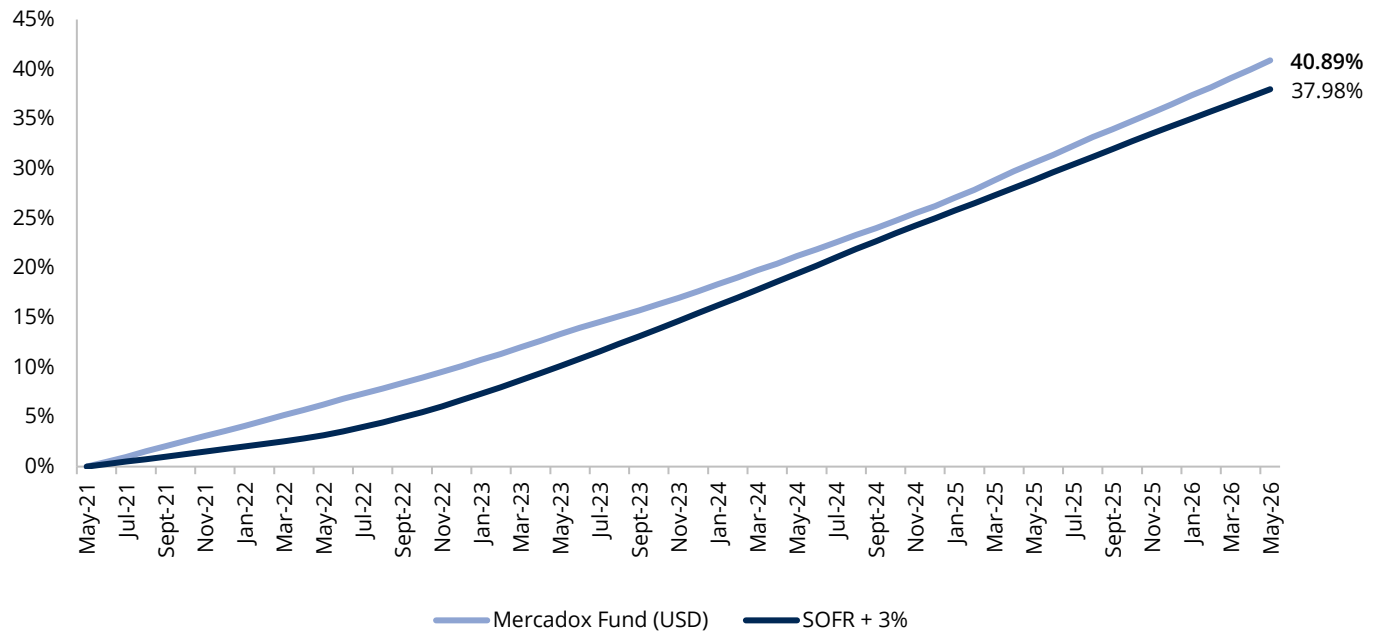
FUND RETURNS (NET OF FEES) – HEDGED EURO CLASS (B3)

	JAN	FEB	MAR	APR	MAY	JUN	JUL	AUG	SEP	OCT	NOV	DEC	TOTAL
2023							0.38%	0.32%	0.30%	0.40%	0.24%	0.32%	1.97%
2024	0.47%	0.37%	0.45%	0.34%	0.27%	0.45%	0.28%	0.25%	0.29%	0.36%	0.50%	0.29%	4.41%
2025	0.58%	0.54%	0.33%	0.33%	0.54%	0.53%	0.57%	0.57%	0.49%	0.51%	0.51%	0.53%	6.19%
2026	0.55%	0.51%	0.58%	0.52%	0.52%								2.70%

Share Class launch date: 1 July 2023

5-YEAR CUMULATIVE PERFORMANCE VS BENCHMARK*

(May 2021 – May 2026)

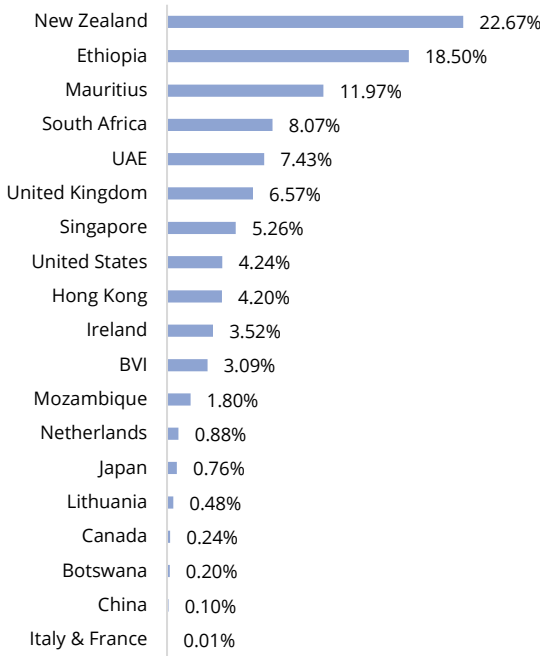


	SOFR + 3%	Mercadox Fund (USD)
Annualised Return	6.65%	7.10%
Annualised Volatility	0.54%	0.22%

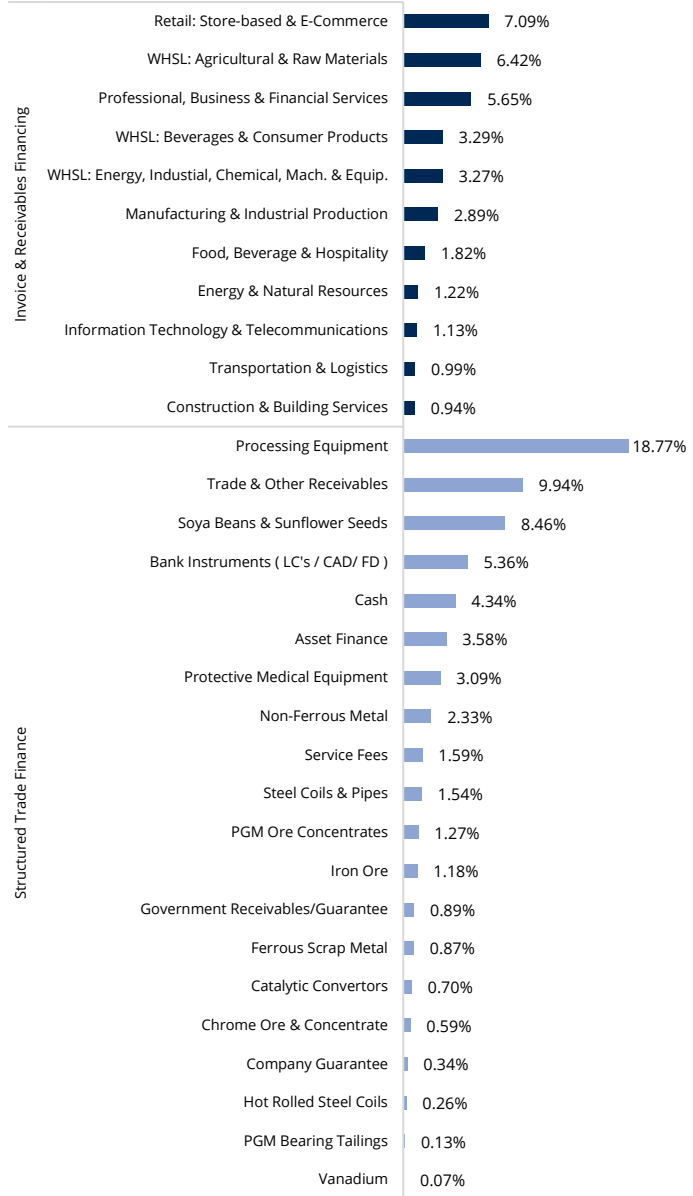
*Historical Returns from September 2019 to June 2023 are based on the actual returns of the Skybound Shariah Finance Fund.



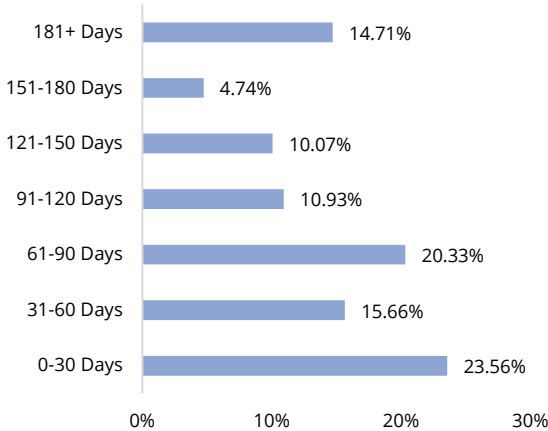
GEOGRAPHIC EXPOSURE



ASSET EXPOSURE



MATURITY PROFILE



*Geographic, asset, and maturity profile statistics are reported as at 31 March 2026.

DISCLAIMER:

The information provided in our documents and on our platforms is exclusively intended for informational purposes. By accessing and utilising this material, users explicitly acknowledge and agree to be bound by the terms of this comprehensive disclaimer. All information contained in this document is confidential and proprietary to Skybound Capital Ltd ("Skybound"). Unauthorised reproduction, distribution, or sharing of this information is strictly prohibited without the express consent of Skybound. The disclosure of this document to legal, tax, or investment advisers is permissible for the sole purpose of obtaining advice, provided confidentiality is rigorously maintained. This document is categorically not a solicitation, invitation, or recommendation to engage in any investment activities. Users are strongly advised to seek specialised financial, legal, and tax advice before making any financial decisions. All investments inherently involve risks not explicitly outlined in this document. Prospective investors are strongly urged to meticulously consider all risks before making any investment decisions. Past performance serves as no guarantee of future results, and the value of investments may experience fluctuations. Statements made in this document may be forward-looking and are inherently subject to risks and uncertainties. Actual events or results may materially differ from the projections, and users are explicitly advised not to place undue reliance on such statements. Skybound operates globally, and its services are subject to diverse rules and regulations across different jurisdictions. Users are solely responsible for understanding and diligently complying with the legal and regulatory requirements applicable in their respective locations. By accessing our documents and platforms, users acknowledge that they have read, comprehended, and unconditionally agree to be bound by the terms of this comprehensive disclaimer. The Company explicitly reserves the right to amend or update this disclaimer without prior notice. Any continued use of our documents and platforms after such modifications constitutes an acknowledgment and acceptance of the revised terms.

PLEASE NOTE: This document is for marketing purposes only and may not be exhaustive. For additional details or clarifications, please email info@skyboundcapital.com or speak directly with our team members.



OFFICE LOCATIONS

UNITED KINGDOM

Skybound Capital (UK) Ltd [Reg. No. 6708492]

3 Queen Street, London, W1J 5PA

Tel: +44 207 099 8328

Skybound Capital (UK) Limited is authorised and regulated by the Financial Conduct Authority (No. 537301)

CHINA | Hong Kong

Skybound Capital (HK) Ltd [Reg. No. 1621759]

Unit 735, 7/F, Low Block, Grand Millennium Plaza, 181 Queen's Road Central, Sheung Wan

Tel: + 852 6576 7259

CHINA | Shanghai

Suite 618, Tower C, One East, 768 South Zhongshan 1st Rd, Huangpu District, Shanghai, 200023

MAURITIUS

Skybound Capital (MAU) Limited [Reg. No. 49313]

3rd Floor, Black River Business Park, 99 Royal Road, La Mivoie, Black River, 90607

Tel: +230 460 6649

Skybound Capital Limited has a GBL1 License, a CIS Manager License, and an Investment Advisor (Unrestricted) License and is regulated by the Financial Services Commission (No. C103000742)

AUSTRALIA

Skybound Capital (AU) Pty Ltd [Reg. No. 601 221 345]

Suite 202, Level 2 The Wave, 89-91 Surf Parade, Broadbeach 4218, Queensland

Tel: +61(0)7 5581-2401

Skybound Fidelis Investment Ltd holds an Australian Financial Services License and is regulated by the Australian Securities & Investments Commission (No. 409847)

SOUTH AFRICA | Cape Town

Skybound Capital (Pty) Ltd [Reg. No. 2001/005987/07]

7th floor, Letterstedt House, Newlands on Main, cnr. Main & Campground Roads, Newlands, 7700, Western Cape Tel: +27 21 657 4999

Skybound Capital (Pty) Ltd is a licensed Category I, II and IIA Hedge fund FSP, regulated by the Financial Sector Conduct Authority (FSP No. 35733)

SOUTH AFRICA | Durban

Skybound Capital (Pty) Ltd [Reg. No. 2001/005987/07]

Gleneagles Park, 10 Flanders Drive, Office 3A Ground Floor, Mount Edgecombe, 4302, Kwa-Zulu Natal

Skybound Capital (Pty) Ltd is a licensed Category I, II and IIA Hedge fund FSP, regulated by the Financial Sector Conduct Authority (FSP No. 35733)

info@skyboundcapital.com

www.skyboundcapital.com

DISCLOSURE:

Skybound Capital Diversified PCC was incorporated as a protected cell public company limited by shares on 27 February 2019. It was issued a Category 1 Global Business Licence and received approval from the Financial Services Commission to operate as an Expert Fund under Regulation 79 of the Securities (Collective Investment Schemes and Closed-end Funds) Regulations 2008 on the same date. As a protected cell company under the Protected Cell Companies Act 1999, Skybound Capital Diversified PCC is recognised as a single legal entity. Each Cell within the Company is segregated, with proceeds from share issues allocated specifically to the respective Cell and kept separately from other Cells. This structure ensures that the assets of one Cell are not used to satisfy the liabilities of another. The Company's voting core shares, which do not carry economic participation rights in the Cells, are ultimately owned/controlled by Mr. Conrad Amm, following their transfer from Silverspoon Nominees on 11 January 2023. Investors in each Cell retain beneficial ownership of the assets within their respective Cells.