



# WILLOW TREE MULTI-ASSET FUND

30 APRIL 2026



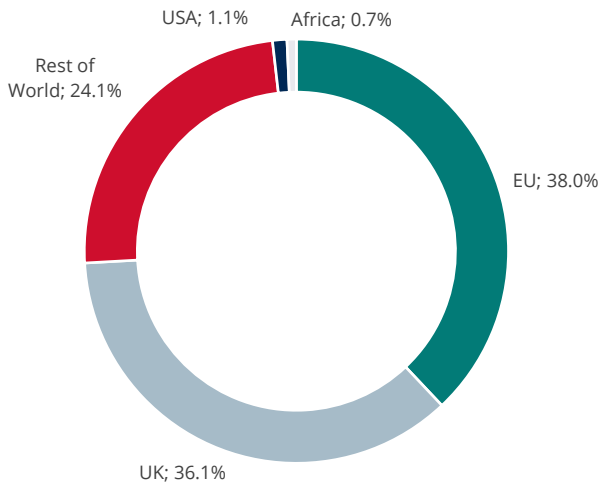
## SKYBOUND CAPITAL

Skybound Capital is a globally recognised asset manager that specialises in providing comprehensive private market investment solutions, with a focus on safeguarding capital and enhancing growth. Skybound Capital holds asset management licenses in four prominent jurisdictions, namely the UK, Australia, Mauritius, and South Africa. These licenses demonstrate Skybound's commitment to operating within the highest governance and regulatory standards.

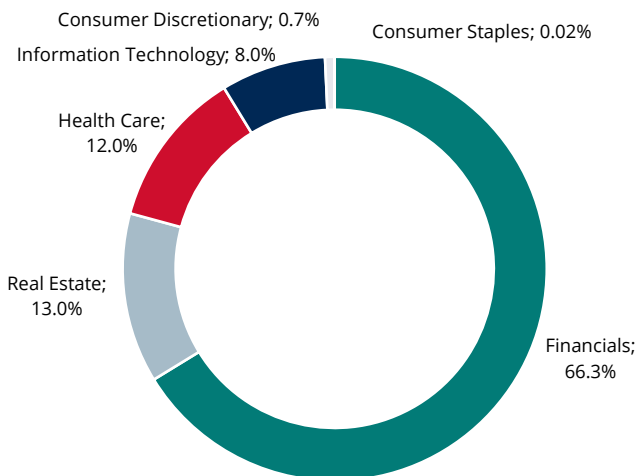
## FUND OBJECTIVE

The Willow Tree Multi-Asset Flexible Fund is a global fund investing across direct lending, private equity, and selected alternative investment opportunities. It combines asset classes, geographies, and industries to deliver long-term risk-adjusted returns, with access to differentiated investments not typically available to investors.

## GEOGRAPHIC EXPOSURE\*



## SECTOR EXPOSURE\*



\*Geographic and sector exposure are reported as of 31 March 2026.

## FUND INFORMATION

Risk Profile <sup>1</sup> :	LOW	LOW-MED	MED	<b>MED-HIGH</b>	HIGH
-----------------------------	-----	---------	-----	-----------------	------

**Fund Launch Date** 1 December 2016  
**Fund Domicile** Mauritius  
**Return Objective** 8-12% p.a.

**Portfolio Size** \$71.25 M  
**Base Currency** USD  
**Currency Classes** USD, GBP  
**Minimum Investment** \$100,000 or equivalent  
**Additional Investment** \$10,000 or equivalent

**Pricing & Valuation** Monthly  
**Annual Management Fee** 2%  
**Performance Fee** 15% on outperformance of the NAV above the High-Water Mark

**UK Reporting Fund Status** Approved by HMRC  
**Fund Manager** Robin Smither  
**Investment Manager** Skybound Capital (MAU) Ltd  
**Fund Administrator** Apex Fund Services Ltd  
**Cash Custodian** AfrAsia Bank Ltd  
**Legal Advisor** Evershed (Mauritius) Ltd  
**Auditor** Deloitte

**Redemption Notice Period** Three calendar months' notice plus five business days (Refer to redemption timeline on page 3)

**Lock Up** None

**Contact Email** info@skyboundcapital.com

<sup>1</sup>The risk category shown is not guaranteed and may change over time. The lowest category does not mean the investment is risk free. There may be other special areas of risk relating to the investment including liquidity risk, credit risk, market risk and settlement risk. Our risk indicator does not imply that the portfolio is suitable for all types of investors. You are advised to consult your financial adviser. Our risk indicator does not imply that the portfolio is suitable for all types of investors.

## SHARE CLASS INFORMATION

Share Class	NAV Per Share	ISIN	Bloomberg Ticker
Class 33A (USD)	\$202.18	MU0270S01330	WLTF33A
Class 33B (GBP)	£183.63	MU0270S01355	WLTF33B



# WILLOW TREE MULTI-ASSET FUND

30 APRIL 2026



SKYBOUND  
CAPITAL

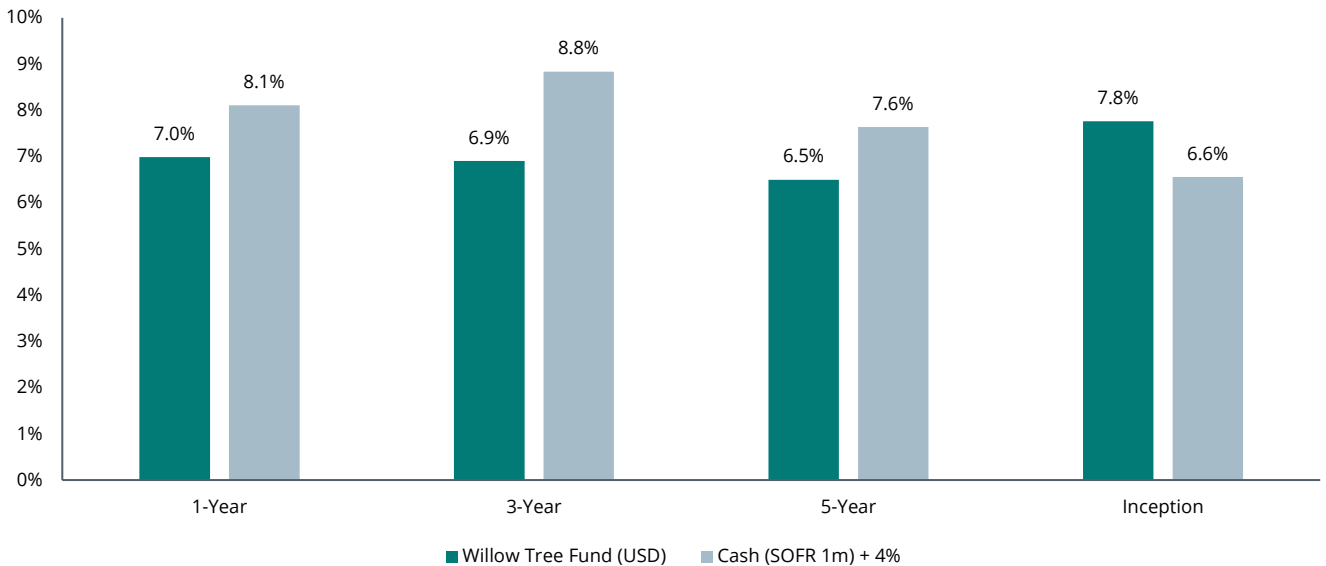
## FUND RETURNS (NET OF FEES) – US DOLLARS (CLASS 33A)

	JAN	FEB	MAR	APR	MAY	JUN	JUL	AUG	SEP	OCT	NOV	DEC	TOTAL
2016												1.03%	1.03%
2017	0.38%	0.86%	1.22%	0.89%	1.76%	2.34%	1.10%	0.67%	0.77%	1.79%	1.99%	2.57%	17.57%
2018	1.28%	1.97%	0.93%	0.62%	0.40%	0.54%	0.44%	0.31%	0.15%	0.63%	0.62%	0.65%	8.87%
2019	0.21%	0.65%	0.09%	0.15%	0.06%	-0.02%	0.13%	0.31%	0.26%	0.42%	0.36%	1.93%	4.63%
2020	-0.58%	0.05%	-1.38%	2.06%	0.78%	0.80%	0.71%	0.60%	0.35%	0.24%	0.77%	1.45%	5.95%
2021	0.74%	0.61%	0.80%	0.76%	0.90%	0.78%	0.75%	1.19%	0.97%	1.00%	0.64%	0.97%	10.59%
2022	0.16%	0.40%	0.37%	0.15%	0.38%	0.15%	0.09%	0.31%	0.03%	0.17%	0.14%	0.11%	2.48%
2023	0.53%	0.25%	0.50%	0.57%	0.51%	0.52%	0.33%	0.39%	0.24%	0.54%	0.15%	0.76%	5.42%
2024	0.64%	0.63%	0.20%	0.23%	0.71%	0.65%	0.89%	0.88%	0.96%	0.90%	0.59%	0.78%	8.37%
2025	0.42%	0.44%	0.47%	0.46%	0.39%	0.28%	0.42%	0.45%	0.57%	0.57%	0.63%	0.67%	5.93%
2026	0.62%	0.60%	0.67%	0.89%									2.81%

## FUND RETURNS (NET OF FEES) – GBP STERLING (CLASS 33B)

	JAN	FEB	MAR	APR	MAY	JUN	JUL	AUG	SEP	OCT	NOV	DEC	TOTAL
2016												0.99%	0.99%
2017	0.26%	0.67%	1.24%	0.87%	1.68%	2.05%	1.11%	0.77%	0.71%	1.60%	1.89%	2.96%	16.96%
2018	1.09%	1.68%	0.93%	0.58%	0.58%	0.46%	0.33%	0.13%	0.08%	0.47%	0.55%	0.47%	7.58%
2019	0.02%	0.56%	0.07%	-0.03%	-0.21%	-0.17%	-0.08%	0.05%	0.12%	0.25%	0.10%	1.70%	2.41%
2020	-0.63%	-0.03%	-1.52%	1.86%	0.86%	0.80%	0.50%	0.44%	0.45%	0.11%	0.52%	1.13%	4.54%
2021	0.63%	0.62%	0.74%	0.40%	0.79%	0.88%	0.73%	1.36%	0.94%	0.93%	0.81%	0.78%	10.04%
2022	0.13%	0.40%	0.38%	0.14%	0.36%	0.16%	0.18%	0.13%	0.04%	0.18%	0.03%	0.09%	2.23%
2023	0.24%	0.22%	0.39%	0.27%	0.40%	0.40%	0.19%	0.33%	0.20%	0.47%	0.06%	0.82%	4.07%
2024	0.62%	0.59%	0.09%	0.09%	0.63%	0.55%	0.82%	0.78%	0.83%	0.67%	0.51%	0.69%	7.10%
2025	0.41%	0.37%	0.44%	0.43%	0.33%	0.24%	0.18%	0.45%	0.46%	0.51%	0.51%	0.60%	5.04%
2026	0.55%	0.53%	0.59%	0.82%									2.51%

## FUND PERFORMANCE VS CASH (SOFR 1M) + 4%\*



\*The return figure is not a forecast. Performance is not guaranteed, and investors should not accept it as representing expected future performance. The return shown for the portfolio is based on a lump-sum investment. Individual investor performance may differ as a result of initial fees, time of entry/actual investment date, date of reinvestment, and dividends withholding tax. The performance figures are reported net of fees with income reinvested.

\*Annualised return figures for Cash + 4% in USD: As of 31 January 2019 – Libor 1m; 31 January 2019 – present SOFR 1m.



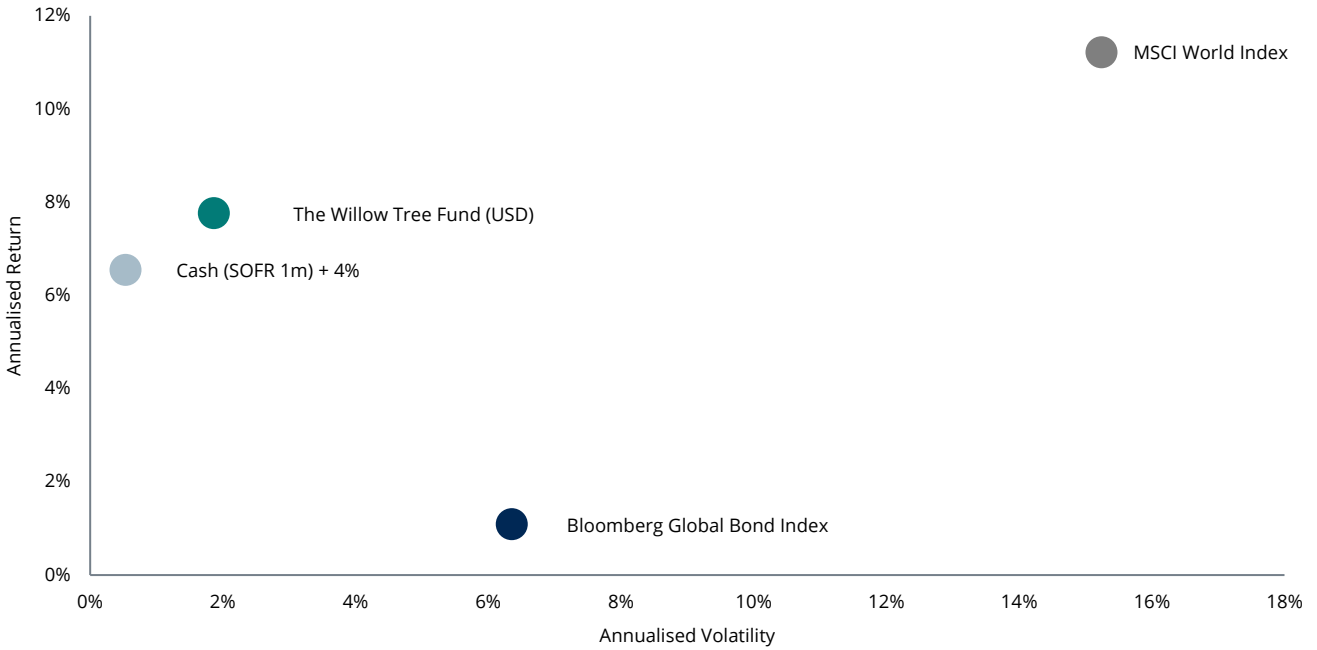
# WILLOW TREE MULTI-ASSET FUND

30 APRIL 2026



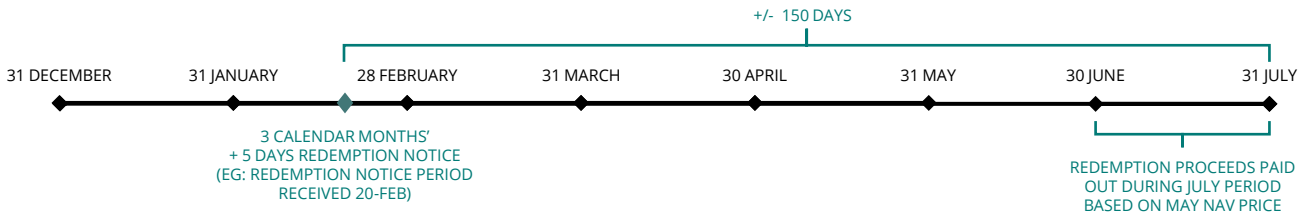
## ANNUALISED RETURN VS VOLATILITY COMPARED TO MAIN INDICES

Since Inception (1 December 2016)



	Bloomberg Global Bond Index	Cash (SOFR 1m) + 4%	MSCI World Index	The Willow Tree Fund (USD)
Annualised Return	1.09%	6.55%	11.22%	7.76%
Annualised Volatility	6.35%	0.53%	15.24%	1.87%

## REDEMPTION TIMELINE EXPLAINED



### \* REDEMPTION TERMS FOR LARGER INVESTORS:

- Investment of \$5m to \$10m – 6 calendar months' notice, prior to the next redemption date.
- For investments greater than \$10 million, a separate cell or series may be created, and terms and conditions will be subject to negotiation.

### DISCLAIMER

The information provided in our documents and on our platforms is exclusively intended for informational purposes. By accessing and utilising this material, users explicitly acknowledge and agree to be bound by the terms of this comprehensive disclaimer. All information contained in this document is confidential and proprietary to Skybound Capital Ltd ("Skybound"). Unauthorised reproduction, distribution, or sharing of this information is strictly prohibited without the express consent of Skybound. The disclosure of this document to legal, tax, or investment advisers is permissible for the sole purpose of obtaining advice, provided confidentiality is rigorously maintained. This document is categorically not a solicitation, invitation, or recommendation to engage in any investment activities. Users are strongly advised to seek specialised financial, legal, and tax advice before making any financial decisions. All investments inherently involve risks not explicitly outlined in this document. Prospective investors are strongly urged to meticulously consider all risks before making any investment decisions. Past performance serves as no guarantee of future results, and the value of investments may experience fluctuations. Statements made in this document may be forward-looking and are inherently subject to risks and uncertainties. Actual events or results may materially differ from the projections, and users are explicitly advised not to place undue reliance on such statements. Skybound operates globally, and its services are subject to diverse rules and regulations across different jurisdictions. Users are solely responsible for understanding and diligently complying with the legal and regulatory requirements applicable in their respective locations. By accessing our documents and platforms, users acknowledge that they have read, comprehended, and unconditionally agree to be bound by the terms of this comprehensive disclaimer. The Company explicitly reserves the right to amend or update this disclaimer without prior notice. Any continued use of our documents and platforms after such modifications constitutes an acknowledgment and acceptance of the revised terms. PLEASE NOTE: This document is for marketing purposes only and may not be exhaustive. For additional details or clarifications, please email [info@skyboundcapital.com](mailto:info@skyboundcapital.com) or speak directly with our team members.

Document Issued on 05.06.2026