

Daily Global Markets Update



07/06/2017

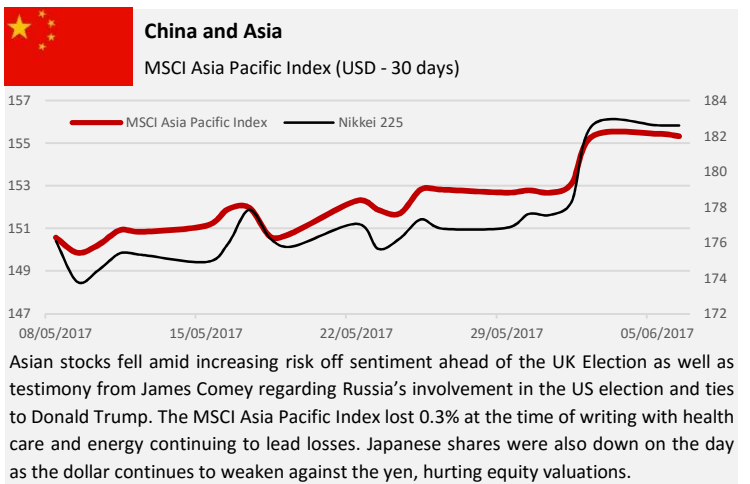
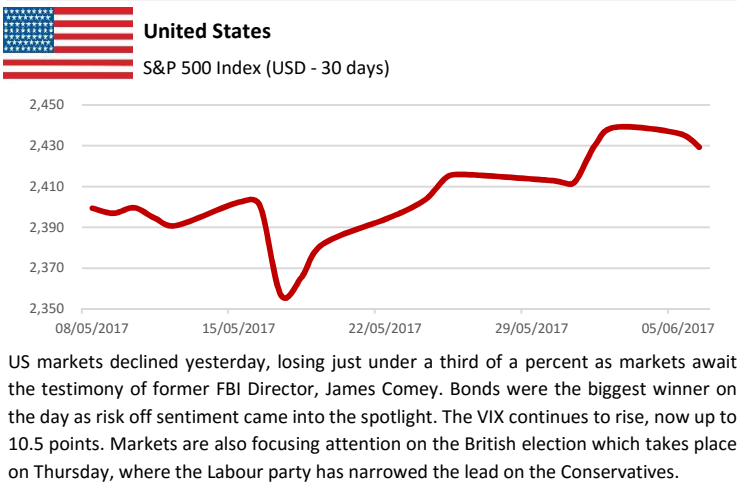
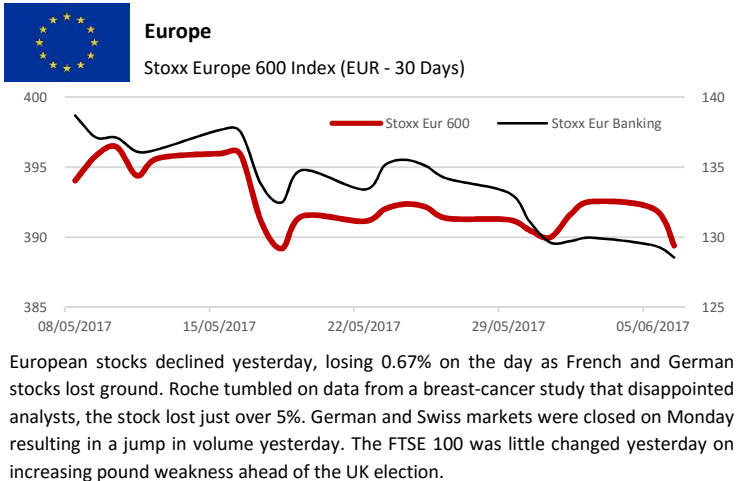
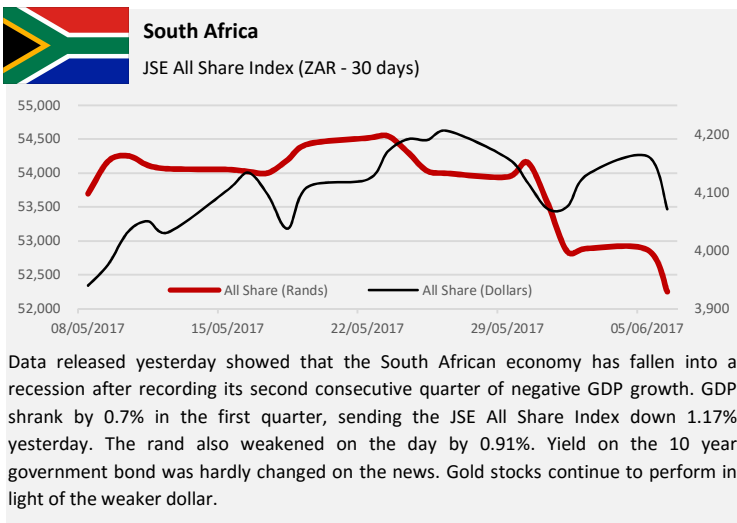
Snapshot:	ZAR/USD	R 12.83	ZAR/EUR	R 14.46	ZAR/GBP	R 16.56
	USD/GBP	1.29	USD/EUR	1.13	USD/AUD	0.75

Global Indices

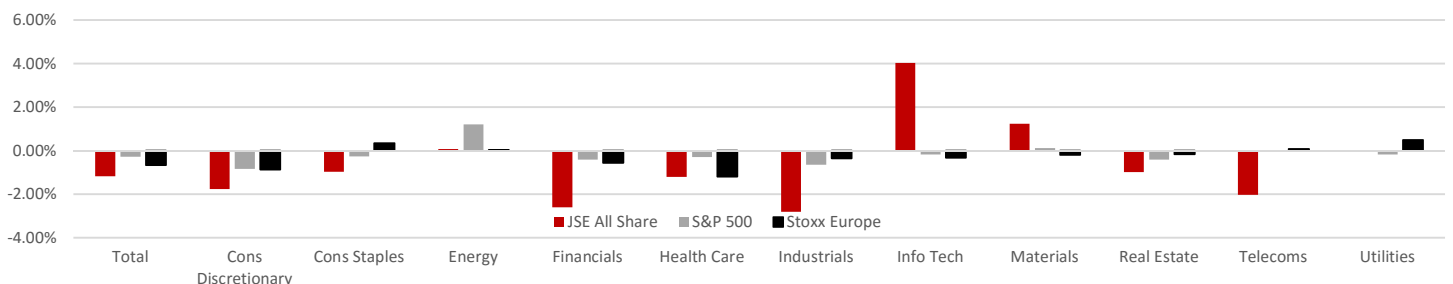
Region	Close	Daily % Change	MTD % Change	YTD % Change
South Africa				
JSE All Share	52,251.87	-1.17%	-2.45%	3.16%
JSE Africa Resource 20	30,566.03	1.29%	-2.10%	-4.81%
JSE Africa Industrial 25	71,432.46	-1.63%	-3.12%	11.12%
JSE Africa Finance 15	14,499.30	-2.51%	-1.87%	-3.84%
United States				
S&P 500	2,429.33	-0.28%	0.73%	8.51%
Dow Jones Industrial	21,136.23	-0.23%	0.61%	6.95%
Nasdaq Composite	6,275.06	-0.33%	1.23%	16.57%
MSCI World	1,926.05	-0.29%	0.75%	9.98%

Region	Close	Daily % Change	MTD % Change	YTD % Change
Europe				
FTSE 100 (United Kingdom)	7,524.95	-0.01%	0.07%	5.35%
DAX 30 (Germany)	12,690.12	-1.04%	0.60%	10.53%
CAC 40 (France)	5,269.22	-0.73%	-0.27%	8.37%
Stoxx Euro 600	389.40	-0.67%	-0.15%	7.74%
Asia				
Shanghai Composite	3,102.13	0.34%	0.48%	0.92%
Hang Seng Index	25,997.14	0.52%	1.14%	17.97%
Nikkei 225 (Japan)	19,979.90	-0.95%	1.68%	4.53%
MSCI Emerging Markets	1,015.89	-0.17%	1.05%	17.82%

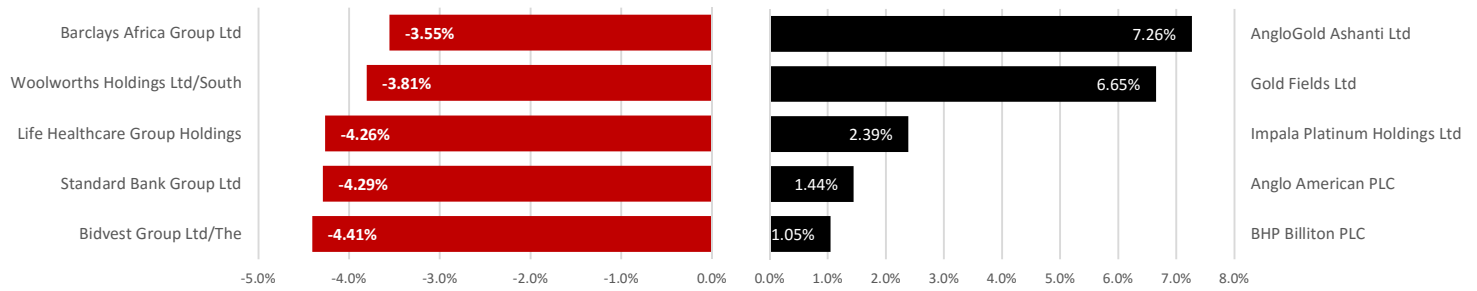
Market Commentary



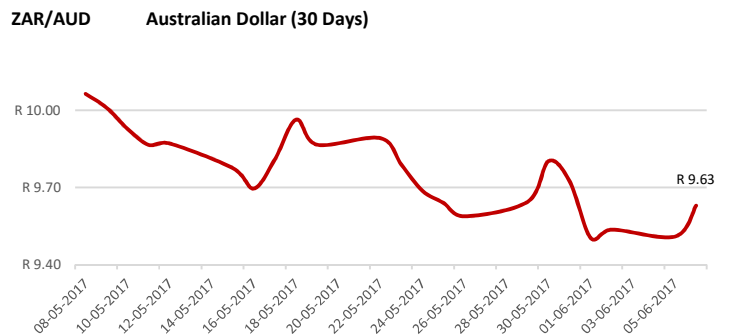
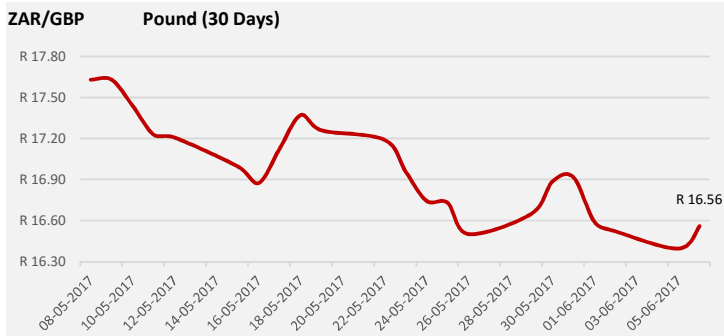
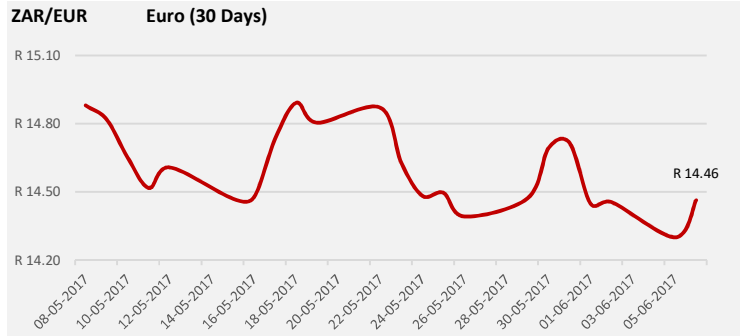
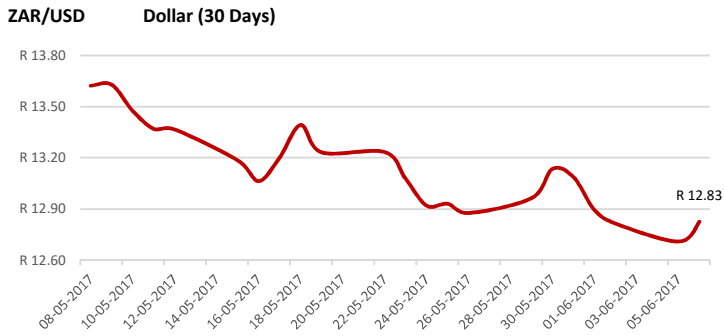
Attribution of Daily Returns



JSE Top 40 | Top Five Gainers and Losers Over One Day

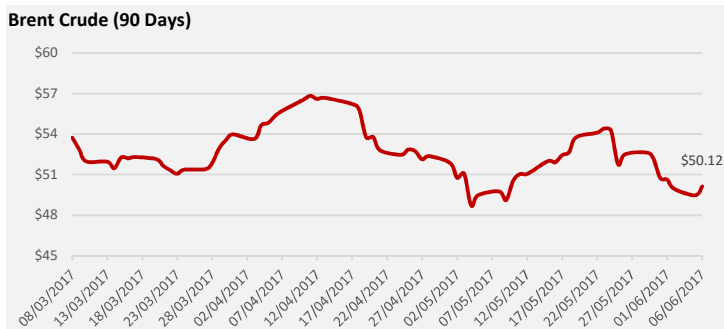


Currency

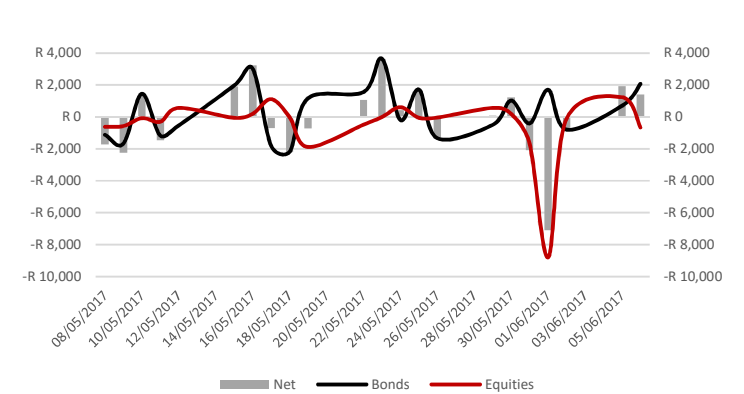


Commodities

	Close	Daily % Change	MTD % Change	YTD % Change
Brent Crude	50.12	1.31%	-1.56%	-15.05%
Gold	1,294.17	1.14%	1.83%	12.14%
Platinum	960.77	0.72%	0.87%	6.06%
Silver	17.71	0.73%	1.98%	11.05%
Palladium	855.80	1.29%	4.40%	25.59%



International Flows (Million ZAR)



*All data as of previous working day. All data provided by Bloomberg.

Disclaimer: This document was produced by Skybound Capital, and whilst all care was taken in the provision of information and preparation of the opinions contained herein, Skybound Capital does not make any representations or give any warranties as to their accuracy or correctness. Skybound Capital also assumes no liability for any losses resulting from errors or omissions in the opinions or information contained herein. All movements in local currencies.